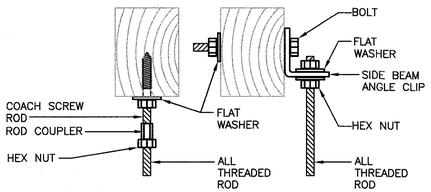

FOR ATTACMENT TO WOOD BEAMS

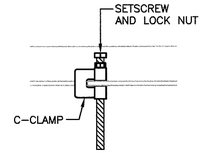

C-CLAMP WITH LOCK NUT

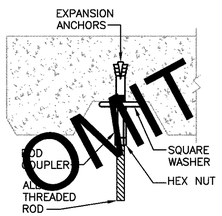

FOR ATTACHMENT TO CONCRETE DECK

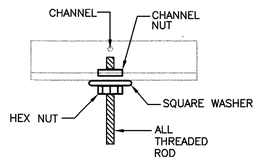

FOR ATTACMENT TO STRUT ATTACHED TO STRUCTURE

GENERAL NOTES:

1. MOUNTING METHODS INDICATED ABOVE ARE FOR ILLUSTRATION PURPOSES ONLY. ELECTRICAL SUB- CONTRACTOR SHALL COORDINATE WITH LANDLORD AND JURISDICTION TO PROVIDE APPROVED ATTACHMENT METHODS.

LIGHTING TRACK SUPPORT ATTACHMENT DETAILS

2
NOT TO SCALE

LIGHTING TRACK SUPPORT EQUIPMENT SCHEDULE

ITEM	MANUFACTURER'S PART NUMBER	COMMENTS	FURNISHED / INSTALLED BY
METAL CHANNEL	B-LINE B22	SINGLE CHANNEL GALVANIZED STEEL. PROVIDE 20' STANDARD LENGTHS.	E.C. / E.C.
STRAIGHT STRUT JOINER	B-LINE B766-22		E.C. / E.C.
ELBOW STRUT JOINER	B-LINE B767-22		E.C./E.C.
TEE STRUT JOINER	B-LINE B133		E.C./E.C.
INTERSECTION STRUT JOINER	B-LINE B769-22		E.C./E.C.
THREADED BOLT W/ACORN NUT		USE TO ATTACH TRACK TO CHANNEL	E.C./E.C.
CROSS STRUT JOINER	B-LINE B769-22		E.C. / E.C.
NUT	B-LINE N228WO		E.C. / E.C.
NO-TWIST SQUARE WASHER	B-LINE B201D		E.C. / E.C.
LOCK WASHER	B-LINE 3/8" LW		E.C. / E.C.
HEX NUT	B-LINE 3/8" HN		E.C. / E.C.
ALL THREADED ROD	ATR 3/8"		E.C. / E.C.
METAL END CAP	B-LINE B222		E.C. / E.C.
METALLIC SNAP CLOSURE STRIP	B-LINE B217-20		E.C. / E.C.
CONDUIT CONN. PLATE	B-LINE B447		E.C. / E.C.
THREAD CAP	BLINE CAT#SB-300-B (UPC# 79903802153)		E.C. / E.C.
LIGHTING TRACK	JUNO T-(LENGTH) 1-CKT TRAC	FINISH NATURAL	OWNER / E.C.
LIGHTING TRACK END FEED	JUNO T38, WH	FINISH NATURAL	OWNER / E.C.
LIGHTING TRACK ELBOW	JUNO T20, WH	FINISH NATURAL	OWNER / E.C.
"TEE" AND "ELBOW"	CUSTOM FABRICATION USING B-LINE B22 COMPONENTS AND JOINERS LISTED ABOVE		E.C. / E.C.

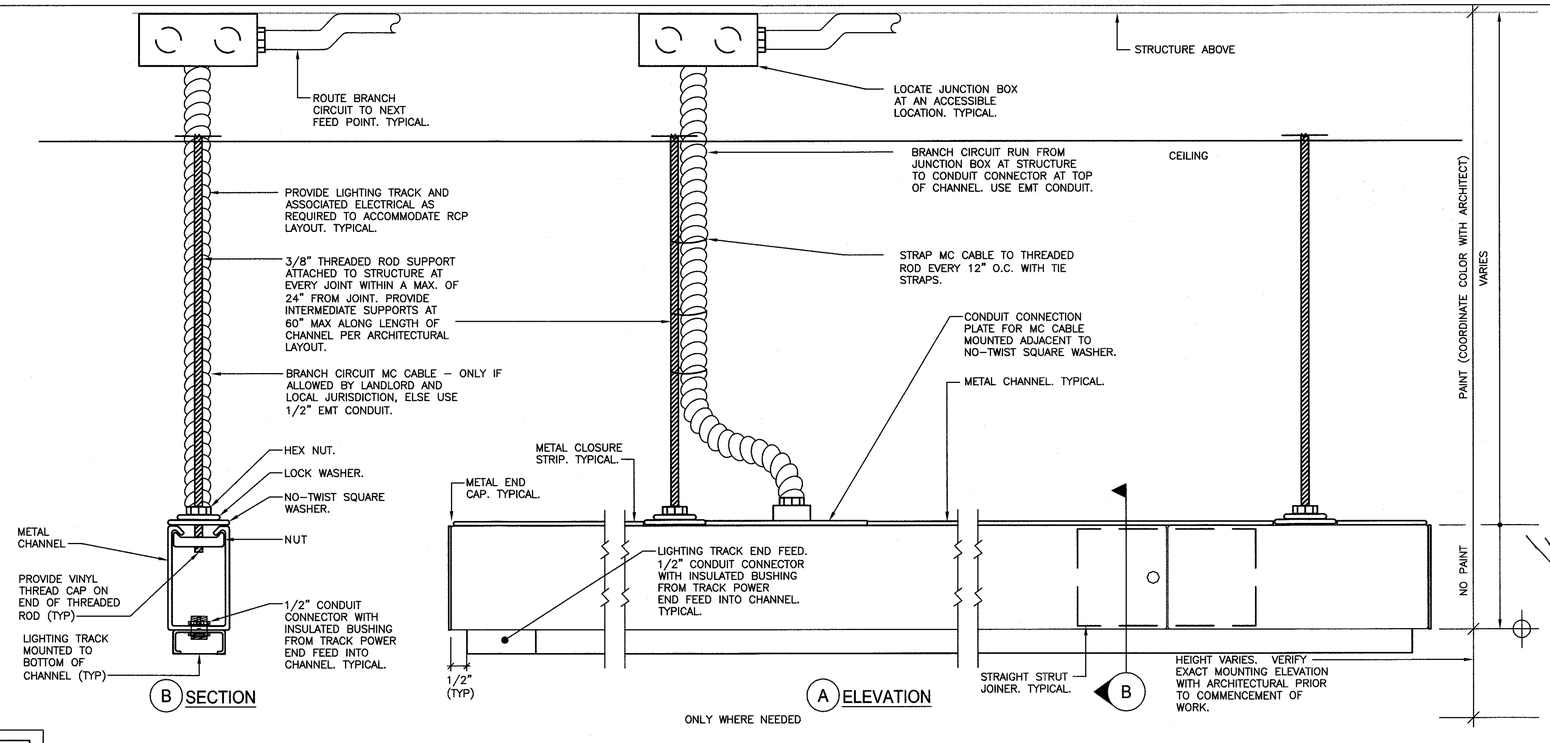

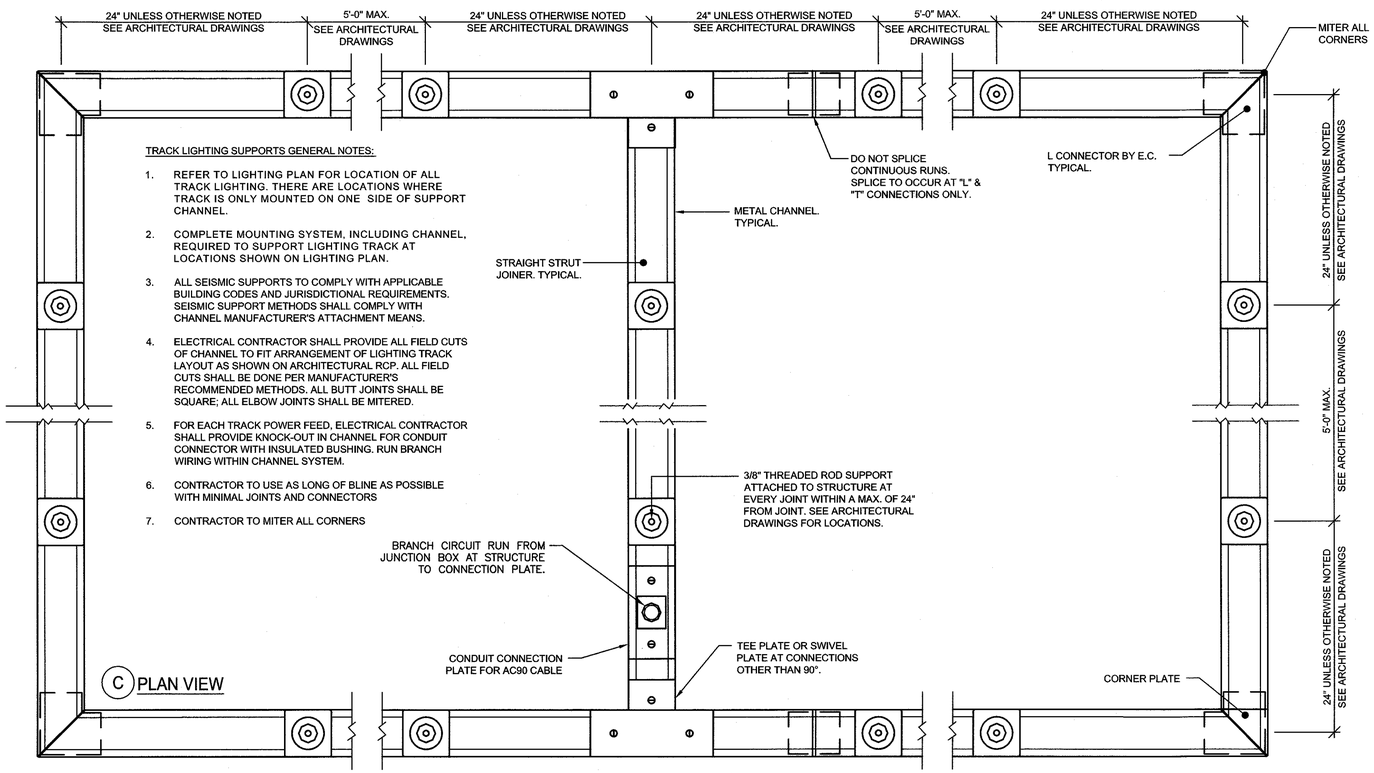

TRACK LIGHTING SUPPORTS GENERAL NOTES:

1. REFER TO LIGHTING PLAN FOR LOCATION OF ALL TRACK LIGHTING. THERE ARE LOCATIONS WHERE TRACK IS ONLY MOUNTED ON ONE SIDE OF SUPPORT CHANNEL.
2. COMPLETE MOUNTING SYSTEM, INCLUDING CHANNEL, REQUIRED TO SUPPORT LIGHTING TRACK AT LOCATIONS SHOWN ON LIGHTING PLAN.
3. ALL SEISMIC SUPPORTS TO COMPLY WITH APPLICABLE BUILDING CODES AND JURISDICTIONAL REQUIREMENTS. SEISMIC SUPPORT METHODS SHALL COMPLY WITH CHANNEL MANUFACTURER'S ATTACHMENT MEANS.
4. ELECTRICAL CONTRACTOR SHALL PROVIDE ALL FIELD CUTS OF CHANNEL TO FIT ARRANGEMENT OF LIGHTING TRACK LAYOUT AS SHOWN ON ARCHITECTURAL RCP. ALL FIELD CUTS SHALL BE DONE PER MANUFACTURER'S RECOMMENDED METHODS. ALL BUTT JOINTS SHALL BE SQUARE; ALL ELBOW JOINTS SHALL BE MITERED.
5. FOR EACH TRACK POWER FEED, ELECTRICAL CONTRACTOR SHALL PROVIDE KNOCK-OUT IN CHANNEL FOR CONDUIT CONNECTOR WITH INSULATED BUSHING. RUN BRANCH WIRING WITHIN CHANNEL SYSTEM.
6. CONTRACTOR TO USE AS LONG OF BLINE AS POSSIBLE WITH MINIMAL JOINTS AND CONNECTORS
7. CONTRACTOR TO MITER ALL CORNERS

LIGHTING TRACK SUPPORT DETAIL

1
NOT TO SCALE

OWNER:
WILLIAMS-SONOMA, INC.
3250 Van Ness Avenue
San Francisco, CA 94109
T 415 616 8602
F 415 439 8164
www.williams-sonomainc.com

EEA
EEA Consulting Engineers
6615 Vaught Ranch Road, Suite 200
Austin, Texas 78730-2314 USA
512.744.4400 main 512.744.4444 fax
www.eeace.com

State of Registration MAINE
Firm Registration No. N/A
EEA Project No. 20166538

STATE OF MAINE
Michael N. Hart
No. 10507
LICENSED
PROFESSIONAL ENGINEER
11-22-16

west elm
Dowtown Portland
164 Middle Street
Portland, ME 04101
PROJECT #006-160335.00

ISSUED / REVISED	DATE
PRELIMINARY SET	09/08/16
LL COORDINATION SET	11/08/16
LL/PERMIT SET	11/21/16

ELECTRICAL DETAILS

E-203